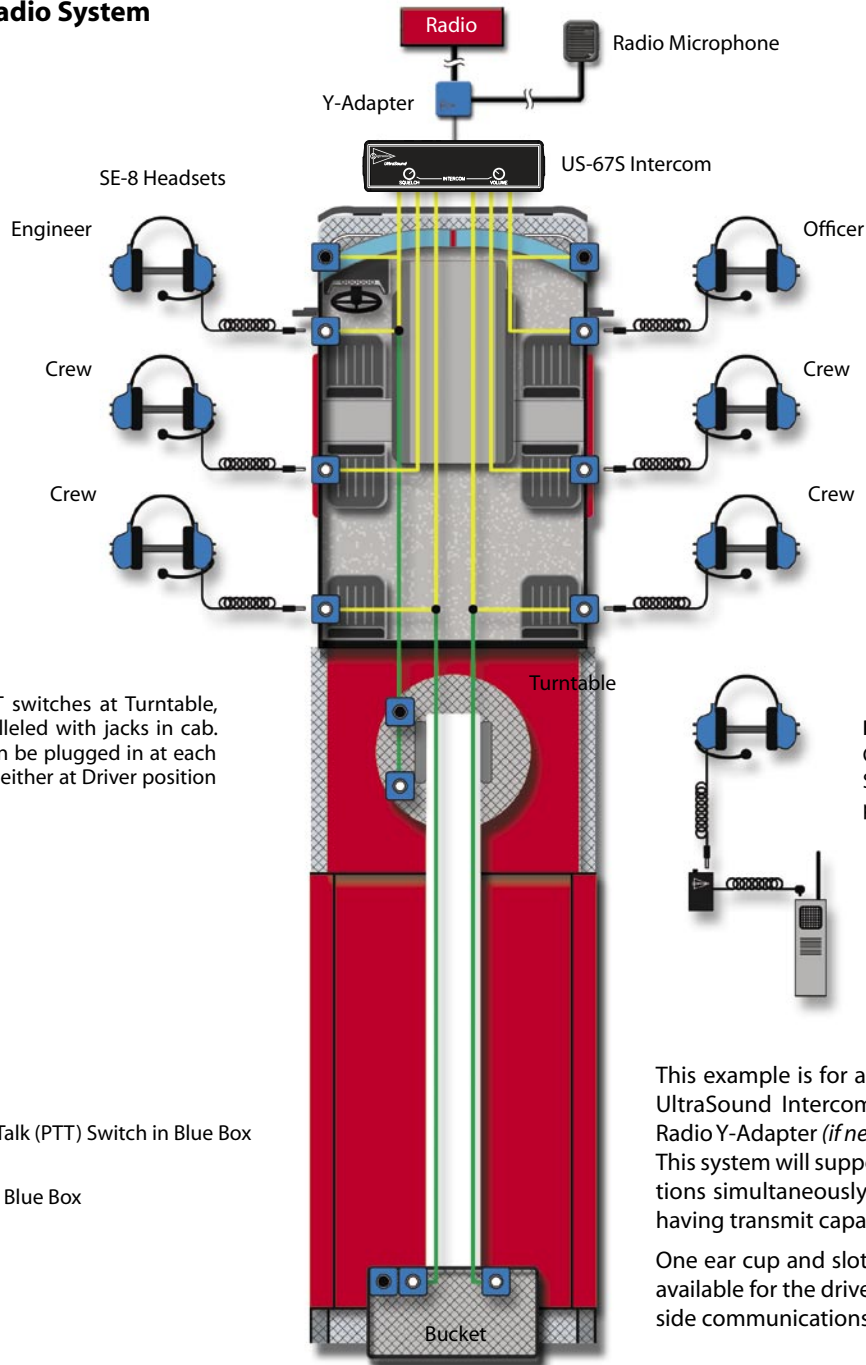




Aerial Single Radio System US-67S Intercom



Jacks and Radio PTT switches at Turntable, and Bucket are paralleled with jacks in cab. Only one headset can be plugged in at each position at a time — either at Driver position or Turntable, etc.

Portable Radio Adapter
Connects between a Sigtronics headset and your portable hand-held radio.

-  Radio Push-To-Talk (PTT) Switch in Blue Box
P/N 800122
-  Headset Jack in Blue Box
P/N 800120

This example is for a system using a **US-67S** UltraSound Intercom with optional Mobile Radio Y-Adapter (if necessary) and accessories. This system will support up to 6 headset positions simultaneously with 3 of the positions having transmit capability on one radio.

One ear cup and slotted headset models are available for the driver when monitoring outside communications is desired.

UltraSound Intercom

- Single Radio, up to 6 Positions, 3 Transmit Positions: **US-67S**

Mobile Radio Y-Adapter

- Only necessary for some mobile radio models
Y-Adapter model depends on the model of radio

Headsets

- Standard Dual Ear Cup, Flex Mic Boom: **SE-8**

Additional Parts Required

- Headset Jack Box with Splash Cover: P/N 800121 (2)
- Radio Push-To-Talk Switch in blue box: P/N 800122 (1)
- Wire: 6 Conductor: P/N 100570 or 4 Conductor: P/N 100437

Clear Communication 
EVERY TIME

Sigtronics Corporation

San Dimas, California

Phone: (909) 305-9399

E-mail: info@sigtronics.com

Web Site: www.sigtronics.com